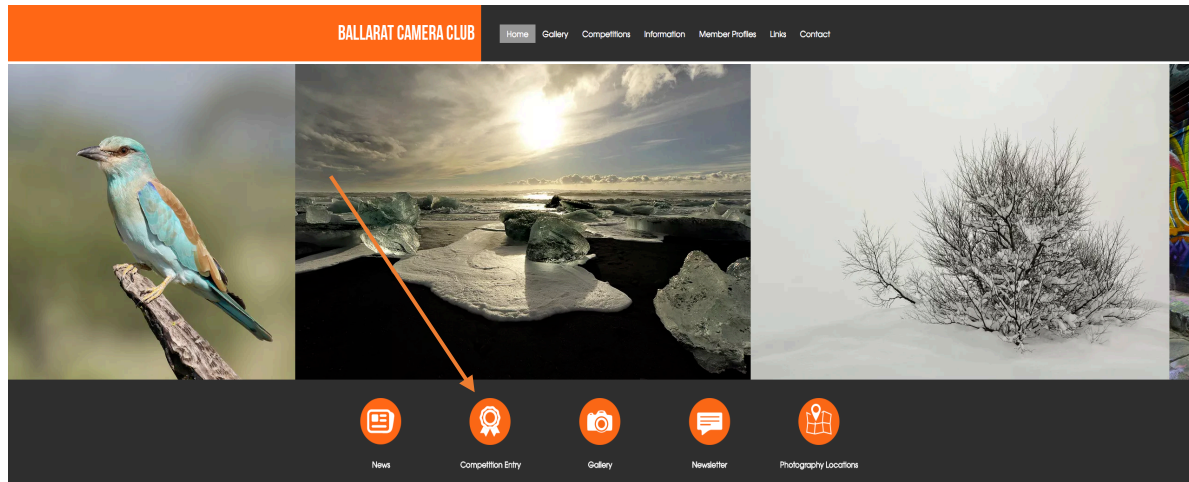


To Reset your Password on BCC

Go to the website <http://www.ballaratcameraclub.org.au> and click on the competition button.



Welcome to the Ballarat Camera Club website!

The Ballarat Camera Club Inc. aims to provide opportunities for members to learn about and improve their photography, regardless of their level of competence.

Since its establishment in 1938, members of the Ballarat Camera Club Inc. have encouraged and inspired each other in their photographic pursuits and personal growth.

Depending on the needs of members, committee and key club members organise a variety of activities which facilitate the learning of the many aspects of photography.

Through participating in monthly digital club meetings, judging nights, workshops and outings, members can learn new skills and understandings, such as how to operate their camera, understand light, process images on the computer. Members have the opportunity to seek feedback on their work and view the work of fellow photographers during these activities.

The Ballarat Camera Club is affiliated with the [Victorian Association of Photographic Societies Inc. \(VAPS\)](#), which allows members to be involved in the wider photographic community in Victoria, including conferences and interclub competitions.

The "Ballarat National Photographic Exhibition" has been proudly run by the Ballarat Camera Club Inc. since 1968. This exhibition is held in high regards

Then type in your Member No and BCC where it says password.



Competition Upload

Member Number


Password

Login

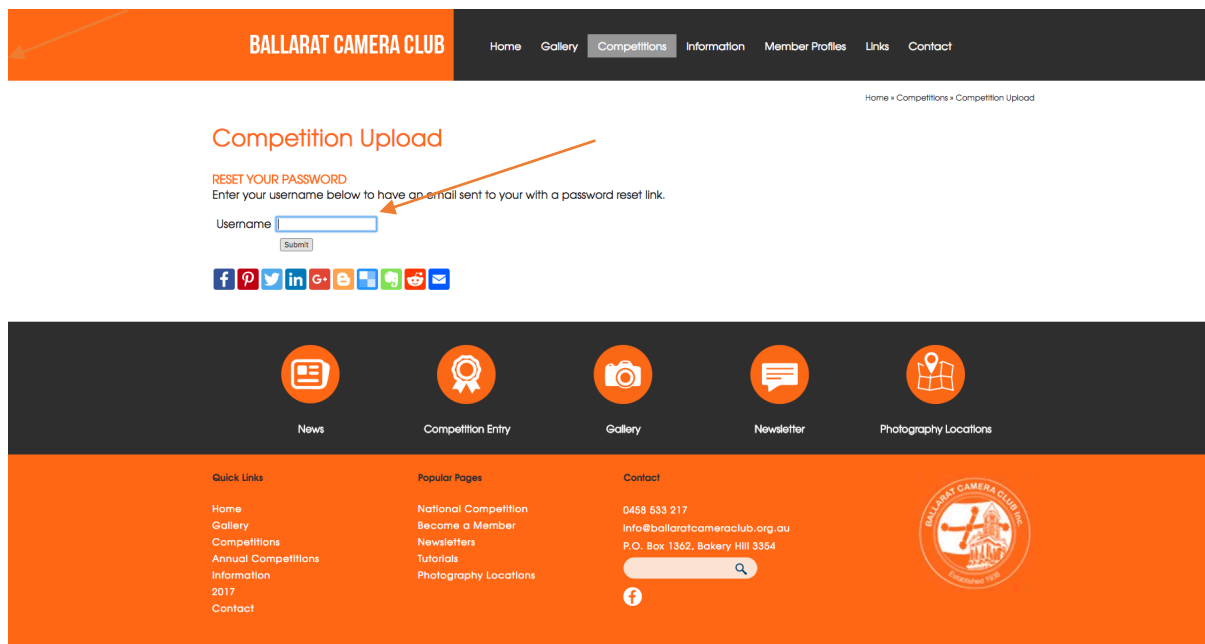


if you don't wish to change the password to something only you know you can leave it at the default BCC2017\$ The club has no way of accessing your account or password.

Press Login then where it says "Forgot your password - Click Here"



You will then see this screen



Where it says username put in your **member number** e.g.(012) and click submit, after you do this you will need to check your email and find the email from UBC Design relating to Resetting your password.

Password Reset for www.ballaratcameraclub.org.au

Trevor Bibby (032),

You have requested to reset your password, follow the link below. If you did not request to reset your password, please disregard this email.

[Reset Your Password](#)

If you need further assistance please contact UBC Web Design.



This is an automated message generated by a request to reset your password.
Please do not reply to this email.

Click on the reset password link from your email and it will take you back to the Ballarat Camera Club website.

You will then enter your new password twice as shown on the screen and you will then have your own personal password. Remember that UBC or Ballarat Camera Club will not know your password. It is your responsibility to remember it or you will need to do this procedure again.

The screenshot shows the website's navigation bar with "BALLARAT CAMERA CLUB" on the left and "Home", "Gallery", "Competitions", "Information", "Member Profiles", "Links", and "Contact" on the right. Below the navigation bar is a breadcrumb trail: "Home > Competitions > Competition Upload". The main content area is titled "Competition Upload" and contains a "RESET YOUR PASSWORD" section. It asks the user to "Enter your desired password below." and provides two input fields: "New Password:" and "Confirm Password:". A "Reset Password" button is located below the fields. An orange arrow points to the "New Password:" input field. At the bottom of the page is a dark footer with five orange circular icons: "News", "Competition Entry", "Gallery", "Newsletter", and "Photography Locations".

You are now ready to upload images for competition with your own password.

If you have any questions you can call Betty PH: 0458 533 217

Ballarat Camera Club has free support from UBC so you are welcome to call them if you have any issues. They would appreciate any feedback if you feel the site isn't working correctly.