

# Flare



May 2023

[ballaratcameraclub.org.au](http://ballaratcameraclub.org.au)



- Dates to Remember
- Lake Fyans - Outing Report
- April Competition Results
- May Outing – Fungi in Woowookerang Regional Park
- V.A.P.S. Annual Convention
- Selective Focusing
- Inspiration – Black & White

## Presidents Report – Betty Bibby

At the April meeting Peter Kervarec gave a presentation on his trip to France and Barcelona. Well, he sure brought a crowd! It was refreshing to see so many at club again. His photos were interesting and his explanations and willingness to share refreshing.

Also it was great to see some members from BPG move over to our club after the closing down of BPG. Hopefully we will see some more members in the coming months. Please approach any of our members if you are confused about what we do differently at BCC.

May's Competition Night talk will be about Selective Focusing. This will give you some insight into the set subject listed for July.

The committee has still not been able to fill all the roles that need doing during our absence. We will need someone to judge the June, July and August images. So please volunteer.

If you are thinking about photos over the next couple of months don't forget to wander out bush and check out our local varieties of fungi and even some orchids.

We are blessed with a wide variety in our native bushland.

Our May outing will be at the Woovookarung Regional park, which is off Recreation Rd, Mount Clear.

Meet at the car park near the sensory walk at 10 am Sunday the 28th May.

Betty



## Dates to Remember

**This Sunday April 30<sup>th</sup>**

### Lake Burrumbeet

Meet at 4:30 for an evening of photography fun.

*Bring some nibbles to have while we wait for the golden light.*

**Directions:** South side of Lake Burrumbeet off Cuthbert Rd

Travel to the end of Cuthberts road via Lucas, turn right into Burrumbeet Hillcrest Rd until you reach the boat ramp.

Watch out for the potholes in the road near the boat ramp and cattle grid.

**May 14<sup>th</sup>**

### Competition Night

#### Open/Set/Creative

#### Interior of a Building

*An image showing some part of the interior of a building. (Artistic/Creative)*

Judges: *Betty & Trevor Bibby*

**July 12<sup>th</sup>**

### Competition Night Open/Set

#### Selective Focusing

*An image in which the principal subject is in sharp focus and which is emphasised by the unsharpness of nearer or further subject matter. (Technical).*

*See article Pages 16 and 17*

**Outing – May 28<sup>th</sup>**

**Fungi** photography in

### Woookarung Regional Park

Recreation Rd. Mt Clear

Meet at the sensory walk at 10:00am

**June 14<sup>th</sup>**

### Competition Night

#### Open/Set

#### Enclosed Landscape

*An image which depicts a landscape predominantly of a natural environment in which there is no sky and no horizon. (Artistic/Creative).*

### VAPS

#### Annual Convention 2023

*See Details Page 4*

## Ballarat Heritage Festival – 19<sup>th</sup> – 28<sup>th</sup> May

Photographic opportunities include

- **Ballarat Tweed Ride** – a bike ride where cyclists dress up in historic and vintage attire.
- **Neon Tram** – meanders its way through the Botanical Gardens precinct during the twilight hours.
- **Vintage Car Show** – against the historic backdrop of Lydiard St.

Full details available at [ballaratheritagefestival.com.au](http://ballaratheritagefestival.com.au)



# Annual Camp Lake Fyans


March 24th – 26th



Sunset







Sunrise at the Lake







Along Roads Less Travelled











## Ballarat Camera Club Annual Competition Results 2021/2022

	<p><b>Frank Carroll</b></p> <p>Score 10 <i>(Acceptance)</i></p>	<p><b>A Man Wearing a Hat</b></p> <p>This looks like a really interesting workshop to be photographing! Your lighting on the subjects face is beautiful, I feel that the subject is a little disengaged with the camera/photographer. If the image was cropped to more of a head/shoulders shot with the model looking directly in to the camera it would be a great portrait shot. Posing the subject working, or capturing a natural working image, in some part of the workshop/machinery would increase its dynamism. Your background is sufficiently darkened not to distract the viewer but not so dark that we can't see all the interesting tools in the shed.</p>
	<p><b>Mark Bevelander</b></p> <p>Score 14 <i>(Honour)</i></p>	<p><b>A Special Gift</b></p> <p>Haha! What a pair these two make!! Love it. They are really quite characters and I can feel the connection between them. They are beautifully sharp and you have little distraction and good background blur around them. I find the top right brown-ish reflections to be brighter than the ones on the left and my eye keeps going back to them. Your lighting is nice, no blown highlights and your shadows aren't too dark. You have good placement of the subjects too.</p>
	<p><b>Trevor Bibby</b></p> <p>Score 15 <i>(Honour)</i></p>	<p><b>A Winding River</b></p> <p>This is a beautiful image. Your composition ensures the winding river really leads the viewer through the image. There is good depth and much interest in the varying 'levels and layers' of the landscape. You have good even lighting that isn't too dark or too light in any particular area, and the colouring within the image and overall is very nice.</p>
	<p><b>Anne Carroll</b></p> <p>Score 14 <i>(Honour)</i></p>	<p><b>After the Storm</b></p> <p>There is much in this image to grab the viewers interest. I like that the building leads to the bridge which leads to the boat. And the floating wood also leads the viewer up to the boat. I think I'd like a teensy bit more contrast/curves to increase the impact of the image. However your overall toning is nice and even. The image is sharp and there is good depth.</p>



	<p><b>Anne Wilson</b></p> <p>Score 14 <i>(Honour)</i></p>	<p><b>Barmah in Flood</b></p> <p>I just love semi-submerged trees. This is a good shot. Your lighting is beautiful and evenly lit with no blown highlights and nice colourings. While I 'get' the need (if that's what it is) for a main subject, I do find that front and centre tree somewhat distracting. I think it's maybe just too big too close and hides (for me) the reflections of the trees behind.. It would be a great subject for a separate image though! The reflections are beautiful and they really help to bring the image to life. I like too the placement of your horizon.</p>
	<p><b>Ken Marsh</b></p> <p>Score 13 <i>(Honour)</i></p>	<p><b>Even Tide</b></p> <p>Another really nice image. I like where your horizon line is and that the waves coming in are curved. One overbright patch where the sun is, but while my eye tends to travel to it it's . There is a lot of interest here with the surfers/paddle boarders and the joggers, the breaking waves and the clouds in the sky. Beautiful golden light across the image.</p>
	<p><b>Frank Carroll</b></p> <p>Score 12 <i>(Merit)</i></p>	<p><b>Fisherman</b></p> <p>A beautifully rich image with strong colour and leading lines. I feel that a slight change of perspective so the viewer is led in to the image from where the sand meets the rock on the bottom right, would strengthen this image. The sky is a little blown out at the top, and I'd be tempted to clone out that person so all we're seeing is those magnificent rocks! Or bring him/her more fully in to the picture to highlight the size/perspective - hindsight, eh. The lighting overall is warm and even and I love all the texture, colour and interest in the rocks themselves.</p>
	<p><b>Foggy Fishing</b></p> <p>Score 10 <i>(Acceptance)</i></p>	<p><b>Foggy Fishing</b></p> <p>It certainly is a foggy! Your composition is pretty good. Have you tried cropping just right of the middle and then across from the person in the white hat - to isolate the fishermen? Particularly if you want the main subject(s) to be the fisherman ... Overall the image has that muted feeling of a foggy morning/evening. The lighting, toning and colourings are generally even and complementary.</p>

	<p><b>Betty Bibby</b></p> <p>Score 10 <i>(Acceptance)</i></p>	<p><b>Freya</b></p> <p>A nice image with beautiful warm lighting on the subject and sufficient background blur to bring the singer in to the limelight. I would be tempted to crop some of the top of the image to remove some of the ceiling - which doesn't really add to the overall picture. Have you thought about, or tried, cropping to remove the far left musician and then also to just above the fan? This might really bring the subject to the fore and create a strong impact. With such a front on image, I would really like her to be looking at the camera. Your subject is nice and sharp, with good colours and your highlights are not blown out.</p>
	<p><b>Sonia Bickley</b></p> <p>Score 14 <i>(Honour)</i></p>	<p><b>Lets Go Windsurfing</b></p> <p>This is a well framed image with a beautifully straight horizon line - which I like being closer to the top rather than in the middle or at the 1/3 line.. The front windsurfer is perfectly placed to lead the viewer in to the image and up to the windsurfer in motion. A minor thing, I might have 'removed' (yes, cloned them out - I'm not a purist!) the rocks to the right - however that is purely personal and as a whole the viewer is also led to the rocks from the main subject and then across to the windsurfer on the ocean. The harsh shadows under the windsurfer don't detract from the overall image that is nicely composed, not blown out and free of distractions.</p>
	<p><b>Anne Carroll</b></p> <p>Score 12 <i>(Merit)</i></p>	<p><b>Oh Oh</b></p> <p>A solid overall sharp image with a well placed horizon line. I'd like to see this in portrait format - to get more of that spurting water in. The image is evenly lit and there is good interest in the composition and the rocks themselves. Nice toning and contrast and I like too how the ocean disappears behind the rocks. I'm just waiting for that person to get soaked - did (s)he??</p>
	<p><b>Ken Marsh</b></p> <p>Score 11 <i>(Merit)</i></p>	<p><b>Pacific Gull</b></p> <p>A nice action capture. I love how the wet rocks look with the sun setting off the sparklies. Your composition is good, but I would like to see a little more distinction between the birds wind and the rocks and the right hand side of the bird is blown out and I find that distracting. You have a good composition with nice background blur and the image is sharp where it needs to be.</p>

	<p><b>Mark Bevelander</b></p> <p><b>Score 13</b> <i>(Honour)</i></p>	<p><b>Peeking Over</b></p> <p>Stunning colours in this sunset. There is good contrast in this image, the foreground interest draws the reader in and then to the setting sun. I like where your horizon line is. I think though, that maybe if some of the top sky was cropped to bring that horizon line up further, the image would have extra punch. Again, the sun is somewhat distracting but it can be hard to darken this without bringing in artefacts and muddying the colouring. Your perspective and depth are good -the clouds add additional interest in both the sky and the reflections. Nice job.</p>
	<p><b>Judy McEachern</b></p> <p><b>Score 10</b> <i>(Acceptance)</i></p>	<p><b>Precarious Perch</b></p> <p>A good solid image overall. Nice even lighting, good background blur and no distractions. If you want the main subject here to be the bird perched on the animals back, I would like to see this as more of a close up of the perched bird. The bird itself, and the foreground, are nice and sharp. The image shows very well the size difference between the beast and the bird!</p>
	<p><b>Betty Bibby</b></p> <p><b>Score 10</b> <i>(Acceptance)</i></p>	<p><b>Pretty in White</b></p> <p>A beautiful flower. The lighting on the subject is good - pretty even with no overly bright or dark areas. The background is distracting for me. Again - a solid colour behind the subject or a change of perspective would help this. I think I would like to see this as a square image that concentrates on that single flower - so coming even closer in. A touch of contrast would help give the subject some interest and bring out any textures in the petals.</p>
	<p><b>Ken Marsh</b></p> <p><b>Score 10</b> <i>(Acceptance)</i></p>	<p><b>Rear Stairs</b></p> <p>Great stairwell! It really draws the viewer up through the image. The bottom right is a little dark and as such a bit out of sync with the rest of the image - some post processing lightening would help this. Overall the image appears a little flat and I'd like to see some more contrast overall. There are some really interesting textures and lines here, and a bit of extra contrast would really strengthen the image. Your lighting is good - it's even and there are no overblown highlights.</p>