


Flare



October 2023

ballaratcameraclub.org.au



I'm Looking at You – By Murray McEachern

- Dates to Remember
- Annual General Meeting
- Mieke Boynton – Presentation via Zoom
- Inspiration – Industry Photography
- Annuals Presentation Night

Dates to Remember:

October 11th

A.G.M. and General Meeting

Monthly Competition results

Open/Set "Portrait"

7:30 at our clubrooms

Annuals

Presentation Night

2022/2023

Saturday November 25th

*To be held at our Clubrooms at the
Masonic Lodge, 616 Barkly Street,
Golden Point.*

November 8th

General Meeting and

Mieke Boynton *to give us a
presentation and discussion via
Zoom about:*

"Abstract Photography Styles"

(See Article on page 4)

Monthly Competition

Open/Creative/Set "Industry"

*An image depicting any form of industry
eg. shots of machines or buildings or the
products of industry, such as smoke or steam.
The object is to portray the functional side rather
than the human.*

Due date 13/10/23

(This is the last competition for this calendar year)

(See article pages 5 & 6)

Presidents Report – Betty Bibby

October Report

Well it is good to be home in time for spring. Gardens everywhere are looking magnificent.

It was great to see so many at the September meeting and Carol's talk about landscape photography gave everyone food for thought. It is good to put on your outsiders hat at times and evaluate what you do.



Today at Lambley Nursery I tried just that and did some multiple exposures in camera. I can't say the results were spectacular but it was fun trying.

If you haven't ventured out to the Biennale time is running out. In particular stop by and see Gary Alberts exhibition at Accent Framing and Fine Art. His photography is outstanding. This is the tenth year the Biennale is on and there is so much to see.

Once again, our AGM is coming up at the October meeting, Please consider how you can help the club out.

The November meeting will showcase Mieke Boynton sharing some inspiration via a zoom presentation at the club rooms. There is an open invitation for you to bring friends and family along to this meeting. We will invite our neighboring clubs along for the evening.

Betty

Abstract Photography Styles

A presentation and discussion (via Zoom) with **Mieke Boynton** at our club meeting on **November 8th**



Some of the techniques that she will discuss will include:

- *How do you define Abstract Photography?*
- *Abstract Aerial Photography.*
- *Motion Blur Seascapes and Forests.*
- *Urban and Nature Abstracts.*
- *Abstract Smoke.*



Industry

“An image depicting any form of industry eg. shots of machines or buildings or the products of industry, such as smoke or steam. The object is to portray the functional side rather than the human”.



Industrial photography is used to capture images of industrial buildings, equipment, workers, processes, products and machinery encompassing anything from the standard large overview shot to the more detailed photo.

Take time to know your equipment and understand which settings to use to capture the image you want.



Eg. Using the right aperture to capture all the detail of the scene in sharp focus or only a small section of the scene in sharp focus.



Hints for taking Industrial Images

The main distinguishing feature of industrial photography is the subject matter of the images.

Try to only include things that are relevant and “add to the story”



Use scale to your advantage

Capture the scale and complexity of the environment.

Choose the right shooting angle and consider using a wide-angle lens.



Work with colour accents. Yellow hard hats, high visibility jackets, glowing buttons, and bright warning signs can be highlighted in your photo.















Look for light sources that can provide exciting effects in your frame. Eg. sparks can turn into beautiful trails upon prolonged exposure.














Ballarat Camera Club – Competition Results September 2023 Judges – Betty & Trevor Bibby







EDPI Open

	<p>Arisarum <i>By Trevor Parry</i></p> <p>Score 9 <i>(Acceptance)</i></p>	<p>An interesting plant but I would have preferred to see more of the plant, its a bit lost being so close up. There are blown out highlights on top of the plant that distract you. There is sharp focus at the centre of the plant, I feel this could work better as a vertical, if you have the opportunity to try again.</p>
	<p>Black Swan <i>By Mario Gross</i></p> <p>Score 10 <i>(Acceptance)</i></p>	<p>I like how the swan is keeping its eye on you. The reflection adds to the overall image. i would like to see less of the surrounds by cropping it in fairly tight so we can concentrate on one of Ballarat's Lake Wendouree iconic birds. The swan is nicely in focus.</p>
	<p>Busking <i>By Ken Marsh</i></p> <p>Score 12 <i>(Merit)</i></p>	<p>The busker is well isolated from the background subjects. They add the depth and meaning to the image. Colour tones are handled well and the singer is sharply in focus.</p>
	<p>Enjoying the Light Show at Sovereign Hill <i>By Ken Marsh</i></p> <p>Score 9 <i>(Acceptance)</i></p>	<p>The main subject is nicely isolated from the background, however she doesn't look very engaged in the evening. She is sharply in focus and the background is nicely diffused, your f stop choice was correct. I would crop off the purple in the front of the image, it draws your eye away from the main subject. The colours seem vibrant and add atmosphere to the image.</p>
	<p>Flinders Ranges <i>By Judy McEachern</i></p> <p>Score 10 <i>(Acceptance)</i></p>	<p>Nice view of the mountain ranges but I feel your choice of foreground tree, while positioned nicely is not the most dramatic. Perhaps stepping forward to be in front of the tree and concentrate on the shrub may have given the image more impact. Colours are good and true to the area.</p>

	<p>Grampians <i>By Sonia Bickley</i></p> <p>Score 11 <i>(Merit)</i></p>	<p>Great atmosphere and fog is handled well. The path leads your eye through the image and makes you wonder what is ahead. I contemplated if the image could be improved by cropping off the top branches but they contain your eye within the image. It would be something to consider when you view the image on your own computer.</p>
	<p>Harvest in the Mist <i>By Anne Wilson</i></p> <p>Score 13 <i>(Honour)</i></p>	<p>This certainly has impact at first sight. Great choice of colour tones, monochrome really suits this. The grain is sharply in focus and the background is nicely diffused. The only comment I could make is could you clone out the fence post in the image?</p>
	<p>Lake Wartook <i>By Sonia Bickley</i></p> <p>Score 14 <i>(Honour)</i></p>	<p>Sharp throughout, great colours, great reflections in the water. Horizon is straight. I would consider printing this image for the 2024 Annuals.</p>
	<p>Leafs Edge <i>By Judy McEachern</i></p> <p>Score 14 <i>(Honour)</i></p>	<p>I like the thought that went into capturing this image. Only one small section is sharp and no doubt that was the makers intention. Certainly a fine art image. The only thing i could suggest, and you may have already tried this and that is to crop off the left hand side of the image, making the sharp section off centre. Colour tones are true to the plant.</p>
	<p>Little Paddleboat <i>By Trevor Parry</i></p> <p>Score 11 <i>(Merit)</i></p>	<p>'m a bit confused as to what is the focal point of this image? Are we to concentrate on the paddle boat and its lovely colours and reflections? Or is the walkway the more important feature? The horizon looks a bit unlevelled, yet the boat appears straight. Excellent reflections and lovely colour tones. Personally I would crop most of the jetty off and focus on the cute paddleboat.</p>
	<p>Making Fire <i>By Vera Paulin</i></p> <p>Score 13 <i>(Honour)</i></p>	<p>Wow does this tell a story. the blurry hand movements of the lad starting the fire. The fact there is evidence of another fire alight and one already gone out. It doesn't matter that they aren't looking at you, in fact if they were it would appear staged. The only negative is the very strong highlights surrounding the men no doubt you had no control over those. How would this look in monochrome? Would that reduce the affects of the blown out highlights? Could you clone those highlights out?</p>
	<p>Morning Yawn <i>By Trevor Parry</i></p> <p>Score 10 <i>(Acceptance)</i></p>	<p>Certainly this bird has character. Unfortunately the focus is on the birds feet. You just didn't nail the eye focus. What focus method do you use? Spot focus or a more general style of focusing? Great composition on the tree branch with the bird being a tad off centre but with plenty of room in front of it.</p>

	<p>Reflections <i>By Mario Gross</i></p> <p>Score 9 <i>(Acceptance)</i></p>	<p>Good reflection and great colour tones. However you haven't concentrated enough to get the horizon straight. There are too many branches for this to become a strong image.</p>
	<p>St Patrick's Cathedral <i>By Ken Marsh</i></p> <p>Score 10 <i>(Acceptance)</i></p>	<p>There appears to be a general lack of sharpness with this image. what depth of field did you shoot at and where was your main focus point? I like how you haven't photographed them straight on, the angle you have chosen adds impact. It is a very interesting place to take photographs, especially inside. The church also lends itself to Monochrome or sepia toning. i'd try a vertical shot next time.</p>
	<p>Tawny <i>By Trevor Parry</i></p> <p>Score 10 <i>(Acceptance)</i></p>	<p>Great find. I'm not a fan of white vignettes , i feel they draw your eye towards the edge of the frame. I think you have over cropped the image, it appears pixelated when looked at it full frame. or maybe you just uploaded a small file onto the competition website? The sticks on the right appears to be floating in mid air, I would clone it out. But of course this depends if you intend to put the image into a nature competition where only certain techniques are permitted.</p>
	<p>Too Shy <i>By Vera Paulin</i></p> <p>Score 14 <i>(Honour)</i></p>	<p>This portraiture is really well handled. The lady has a troubled looked on her face and the young one is certainly shy. While she is smiling the smile doesn't reach her eyes. its pity about the edge of a building in the top left hand corner. Could you clone that out?</p>
	<p>Tree Frog <i>By Trevor Parry</i></p> <p>Score 13 <i>(Honour)</i></p>	<p>What a lovely find. Not sure what sort of frog it is? The plant appears oversaturated yet the frog doesn't? However all still looks a bit over bright, could you tone it down a bit? The water drops at the bottom of the photo add to the image. I tried to crop the image to remove the white highlights in the back ground but it spoilt the overall image by doing so.</p>
EDPI – Set Subject - Symmetry		
	<p>Almost Gone <i>By Anne Wilson</i></p> <p>Score 11 <i>(Merit)</i></p>	<p>There certainly is symmetry in the centre of the flower. Its sharp and has good colours. I would have preferred if you had concentrated on the centre of the flower and not include so much free space especially given the definition of the set subject. A photo looking straight down on the yellow seed pod would have given an interesting perspective .</p>

	<p>Beneath <i>By Murray McEachern</i> Score 11 <i>(Merit)</i></p>	<p>Great colours and detail in this image. Unfortunately its perspective isn't completely straight, spoiling the effect of balance in the bridge poles. The graffiti on the edge draws your eye out of the frame as does the power pole bottom right, both easy to remove post production. The washed out background really suits the image.</p>
	<p>Bull on a Stick <i>By Murray McEachern</i> Score 11 <i>(Merit)</i></p>	<p>Great subject, certainly fits the set subject. However you need to correct the perspective by bringing it forward in Lightroom etc to make the vertical lines even. The small section of the blue sky adds depth to the image.</p>
	<p>Colonnade <i>By Frank Carroll</i> Score 14 <i>(Honour)</i></p>	<p>Very impressive . Monochrome suits this image, taking away the distracting colours. The inclusion of the chairs add foreground interest. The image appears to be leaning backwards slightly. Your eye is lead down through the path, making you wonder where it goes to. Very well handled.</p>
	<p>Golden Gate Bridge <i>By Judy McEachern</i> Score 13 <i>(Honour)</i></p>	<p>Lines, lines and more lines. It fits the criteria but for some reason i feel its over busy. Not that you can remove any of the elements or the bridge would fall over. Monochrome suits the subject simplifying it. its well seen and very sharp. You have nearly nailed the horizons and the verticals. I suggest you need to use perspective correction in Lightroom and bring it forward to even up the bridge supports.</p>
	<p>Hippo <i>By Murray McEachern</i> Score 15 <i>(Honour)</i></p>	<p>Does this one fit the definition? Absolutely. Hope you weren't this close as he has an evil look in his eye. Sharp, great colour tones, level. Look at the detail in the sand on his face! Please print this and enter it in nature in 2024.</p>

	<p>Let There Be Light By <i>Anne Wilson</i></p> <p>Score 14 (Honour)</p>	<p>An interesting choice for this set subject. I did have to refer to the definition to question its suitability. Monochrome suits this image once again. The repetitive nature of the lanterns add detail and interest to the image. Depth of field is excellent. The free space around this image works well.</p>
	<p>On Guard Duty By <i>Vera Paulin</i></p> <p>Score 14 (Honour)</p>	<p>Excellent depth of field. There are plenty of repetitive objects throughout the image balancing it nicely. Colours are handled well as is the perspective. Perhaps it needs a tweak to the right? I like how your eye is drawn through to the repetitive brick work through the doorway, adding depth to the image.</p>
Large Prints – Open		
	<p>Boulder Sunrise By <i>Judy McEachern</i></p> <p>Score 14 (Honour)</p>	<p>Beautiful lighting and speed that you have selected to slow down the water. Image is extremely sharp Do we need the half boulder on the left, I'm in two minds? Looking forward to see the print as I'm judging these online only.</p>
	<p>Nest Gathering By <i>Judy McEachern</i></p> <p>Score 14 (Honour)</p>	<p>Very well seen and well handled. Great to see the bird actually doing something. its colours add interest as does the reflection. Its very sharp and I'm looking forward to seeing the print.</p>
Large Prints _ Set Subject – Symmetry		
	<p>Along the Railway Track By <i>Murray McEachern</i></p> <p>Score 14 (Honour)</p>	<p>Great angle of view you have chosen. Excellent depth of field as well. How would this look in Monochrome? Just enough sky to complete the image. On my screen this look oversaturated? The stop sign is a bit distracting, I would consider cloning it out.</p>
	<p>I'm Looking at You By <i>Murray McEachern</i></p> <p>Score 14 (Honour)</p>	<p>Nature has proved you with a wonderful opportunity. Those lines, dots, nostrils etc on the big cat are just so perfect. The cat is extremely sharp and you have handled the lighting well. The interaction between the two of you is obvious, although I feel his intent is probably different to yours.</p>

2022/2023 Committee Members

President

Betty Bibby

president@ballaratcameraclub.org.au

Vice President & Interclub Co-ordinator

Steve Demeye

13swinton@gmail.com

Secretary

Anne Wilson

secretary@ballaratcameraclub.org.au

Treasurer

Murray McEachern

treasurer@ballaratcameraclub.org.au

Committee Member

Trevor Bibby

Committee Member & Flare Editor

Judy McEachern

Web Master

Betty Bibby

Outings Co-Ordinator

Print Stewards

Anne & Frank Carroll

frank.carroll@ballaratcameraclub.org.au

ABN 65 055 234 508 - Reg Number A0004054f

