



Reg. No. Aooo 4054F

Ballarat Camera Club

FLARE



NEWSLETTER

May 2013



Studio/ Still Life Lighting Workshop

"Jamie"

Sony A-900 Minolta 100mm f/2 @ 1/250 f/5.6 iso 200 Manual Mode.

Image by S Moten

Tip:- Take some time to balance your exposure especially when using three studio strobes and a reflector as in this portrait.

In this Issue of FLARE

Page 2.	<i>From the Committee</i>
Page 2.	<i>Digital Report</i>
Page 2.	<i>April Workshop</i>
Page 3.	<i>Photos from the Workshop</i>
Page 5.	<i>A Day of Discovery</i>
Page 6.	<i>Monthly Competition Results</i>
Page 7.	<i>Calender of Upcoming Events</i>

From the Committee

- * The Print box has been found.
- * Kate Both has agreed to become the Nationals Coordinator.
- * Raptor Outing to Serendip is on for **September 25th**.
- * Stephen Moten is to become the new Workshop/Outings Coordinator.
- * Entries are due for the annuals at the Competition night **May 8th**.
- * Entry forms for the annuals, if you didn't get one should be on the website soon.
- * Sadly the committee accepts the resignation of Brian Hillman from the committee.
- * We need more members to join the committee for the benefit of all members.
- * Hopefully the projector at the clubrooms will be OK if we let it warm up for a while, we will have the Club's own as a backup.
- * **Josie McGrath** is the clubs **Almoner**, she can be contacted for any important reason or milestone relating to a club member (such as a bereavement). Not only in the interest of that club member but for the wider club as well. She can be contacted be email- jmjp@ncable.net.au
- * The next workshop will be a continuation of last months with a studio setup, hopefully with "Live" models. Bring your camera to the club rooms on **May 22nd**, from 7:30 pm. Usual fees apply \$5 members \$10 non-members.

Digital Report

Digital Report will be held over till next month.

April Workshop

LIGHTING FOR STUDIO AND STILL LIFE

by Stephen Moten.

Stephen kindly offered to run this workshop and arrived armed with an incredible array of lights backdrops and soft boxes etc, and to my untrained eye it seemed he had everything needed to run a successful studio. As we had no willing live models he also produced a still life artificial model which Kate decorated with a scarf.

Stephen proceeded to show us the various effects produced by with a range of different lights and camera settings. This was followed by interested members taking shots with their own cameras using Stephens lights and backdrop. Jamie also brought along his lighting set up that he uses for shooting weddings, which members also utilised to shoot some images.


I am sure everyone who attended learnt something and appreciated the work put in by Stephen in transporting and setting up his studio equipment. It is great to have members with this level of expertise who are willing to share their knowledge with other members. Thanks Stephen and Jamie.

Trevor Bibby.

Photos from the Workshop

Left to Right

- * Direct studio flash on the left with wide reflector, white reflector on the right.
- * Same with white umbrella reflector bounced with the flash facing backwards.
- * Same as the first but with a flash (without reflector) in a large soft-box on the left.



- * Flash high left & behind with a Snoot, white reflector on the right.
- * Flash low & behind with a red gel.
- * Flash in a large soft-box on the left, white reflector on the right.
- * Combination of three above.



Still life setup:- Translucent shooting table (curved white plexiglass) with an overlay of coloured fabric & a white translucent plastic sheet. Two studio flashes left & right inside large soft-boxes with a 3rd flash underneath facing up. (see Scott Shrieke's images over)

Tip:- Clean the camera sensor and clean the subject beforehand, saves a lot of retouching in Photoshop and f32 as used in this case allows great depth of field front to back of the subject but traded off with a slight degradation of image quality. Images by S Moten



From top left clockwise

Eos 5Dmk2, 70-200mm @ 70mm, f2.8, 1/40sec, ISO400, no flash, handheld.

Same with 24-105mm @ 24mm, f4.0, 1/60sec, ISO800, no flash, handheld.

Same @ 24mm, f4.0, 1/30sec, ISO800, no flash, handheld.

Same @ 24mm, f4.0, 1/40sec, ISO800, ETTL flash on ceiling bounce, handheld.

Images by Scott Schrieke

A Day of Discovery

with the Ballarat District Photographic Workshop

Having become familiar with the photography of Andrew Thomas as a result of presentations he has given for the Ballarat Camera Club and VAPS, I decided to take advantage of the Ballarat district photographic workshop that is advertised on his website

www.andrewthomasphotographer.com.


Andrew met our small group of friends at a pre-arranged meeting point just before 6am and, given the conditions of the day, we decided to head out to Mt Buninyong to capture a beautiful autumn sunrise. We then had morning tea/ breakfast at a quaint Buninyong café before heading off to explore a well hidden laneway in the heart of Ballarat followed by a short trip to Creswick to explore the Le Gerche walking track and several old mining sites. The old mining sites presented the perfect opportunity to photograph terrain that one would not expect to find in central Victoria and as Andrew has obtained the permission of the owners to access their land, he is able to lead you to hidden gems hidden in the landscape.

A visit to Birch's Creek was next on the agenda where some flowing water enabled those of us new to photography to practise using our ND filters and composition techniques. Andersons Mill also occupies this site presenting the perfect opportunity for architectural photography as well.


After stopping for lunch at Clunes (and a quick detour to a cellar door and photography gallery) we continued on to the old Smeaton cemetery and an old Cornish wheel house. By this time, the afternoon shadows were getting longer so we headed back into Creswick for afternoon tea and to discuss aspects of photography such as photography software, camera types, lenses etc. With the sun getting lower, we jumped back in our cars and headed to Lake Burrumbeet to get some sunset shots before retiring at the end of a 13 hour day.

This turned out to be a fantastic day of fun, laughs and great photographic opportunities all under the instruction of a very talented landscape photographer. The amount of insight into the world of photography gained by our very inexperienced group was phenomenal with Andrew tailoring the day to suit our experience level. I am looking forward to booking another workshop in spring, concentrating on local waterways and waterfalls and would encourage members to consider booking a day out with Andrew.

Suzie Ward



- * Cornish wheel house (*left*)
- * Lake Burrumbeet at dusk (*above*)
- * Birch's Creek (*over*)



Monthly Competition : April

Subject: Australian Wild Life																		
Name	Small						Large						EDPI					
	Set			Open			Set			Open			Set			Open		
	A	M	H	A	M	H	A	M	H	A	M	H	A	M	H	A	M	H
Aggett, Keith				2	2	2												
Bibby, Betty													1	1		2	1	1
Bibby, Trevor													2	1		2	1	
Both, Kate																2	2	2
Bourquin, Kristen	1	1			3	1												
Eldridge, Jenni									5	1								
Fowler, Lyn																3		
Gaylor, Keith					2	1												
Hillman, Brian													1				1	1
Johnson, Judy																2	1	
Lees, Lorraine																2	3	1
Moten, Stephen														1				
Smith, Ken							1	3	2									
Suzie, Ward											1	2						
Wharton, Jill														2		2		2
Judge - Drew Burns																		

Calendar of Upcoming Events

Digital Night - Trevor & Betty's **6th May** from 7:30 pm

Competition Night - Prints & EDPI - **8th May** - 'Footwear'- Clubrooms from 7:30 pm.

Definition: *An image that depicts footwear as the main point of interest, this excludes socks and stockings. They should be shown pictorially as opposed to still life.* YMCA set subject and 'Creative'

Definition: *Entries can be computer enhanced, 2 or 3 dimensional, collage or montage. Images within entries must be photographically produced by the maker. This is the only section into which mixed media may be entered.*

Last night for submissions of entries to the annuals

Workshop- Studio Portraiture *with Live models?* - **22nd May** - Clubrooms from 7:30 pm. Bring your camera, \$5 members and \$10 non-members.

Digital Night - Venue to be confirmed **3rd June** from 7:30 pm.

Committee Meeting - at Stephen's **5th June** 7:30 pm.

Competition Night - Prints & EDPI - 'Reflection/s' - **June 12th** - Clubrooms from 7:30 pm.

Definition: *Image in which the reflection/s of subject/s provide the centre of interest. They may be produced by water, windows, metal, etc.*

New Membership forms will be handed out at this meeting to all Club Members. Membership for the following 12 months is due on **1st July** - the new fee will be **\$50** (Full Membership)

PRESIDENT: Keith Aggett

VICE PRESIDENT: *Vacant*

HON. SECRETARY: Kate Both

TREASURER: Colleen Rieniets

EXHIBITION CHAIRMAN: Keith Aggett

PUBLICITY OFFICER: Liz Cocks

PRINT/EDPI STEWARD: Keith Aggett

FLARE EDITOR: Stephen Moten

NATIONALS COORDINATOR: Kate Both

WORKSHOP/OUTINGS COORDINATOR: Stephen Moten

COMMITTEE: Jill Wharton, Kerry Daniell and Trevor Bibby

ALMONER: Josie McGrath

Clubrooms: 616 Barkley St. Golden Point

Need more articles especially with photos.

To the Flare editor

flareeditor@ballaratcameraclub.org.au

Before 4 pm on the Sunday prior to second Wednesday of the month (Club competition Night)

Ed